



MODEL C-S/R

CEILING DAMPER SQUARE AND RECTANGULAR

U.L. 555C CLASSIFIED ASSEMBLIES AND ULC S112.2 LISTED

Approved for 1 - 4 Hour Rated

Application and Design

The Model C-S/R (-A) is a square/rectangular UL Classified ceiling (radiation) damper, butterfly style, approved for both steel duct and ductless installations in approved UL ceiling designs that incorporate/show a hinged door damper requiring fire/heat protection where HVAC components penetrate the ceiling membrane. These dampers provide protection up to 22" x 22" (559mm x 559mm) openings.



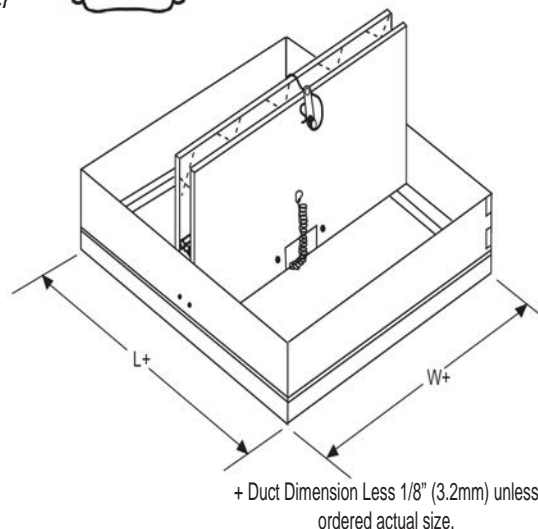
Standard Construction

Frame: Roll formed. - 22 Ga. Galvanized Steel

Blades: 22 Ga. - Galvanized Steel, un-insulated 80 sq in. and under with U.L. Classified Insulation over 80 sq in.

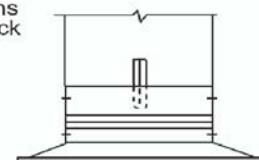
Spring: Corrosion resistant steel spring.

Fusible Link: Replaceable 212°F (100°C) standard (others available)

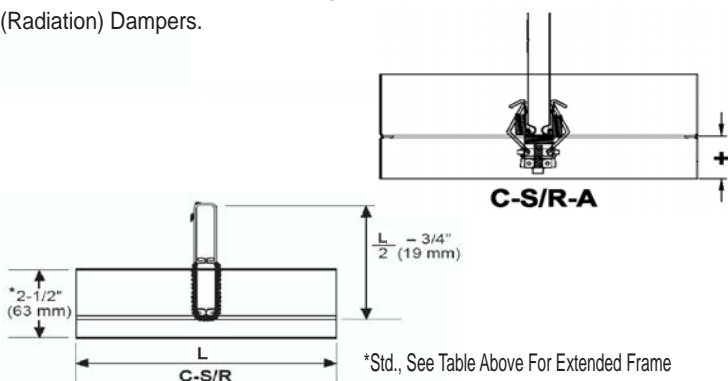


Designed and tested in accordance to standards: UL 555C, ULC S112.2. Labeled and listed by UL/ULC under File #R25411. They meet all the NFPA-90A, IBC Code, and other major code requirements for Ceiling (Radiation) Dampers.

Extended Frame Size (L)	Frame Depth (H)
4" to 10" (102mm to 254mm)	6-3/8" (162mm)
11" to 14" (279mm to 356mm)	8-3/16" (208mm)
15" to 22" (381mm to 559mm)	11-3/16" (284mm)



Standard Sizes (duct)	
Min. Size	Max. Size
4" X 6" (101mm X 152mm)	22" X 22" (559mm X 559mm)



SUGGESTED SPECIFICATION

Square and rectangular butterfly ceiling dampers shall be by United Enertech. Ceiling dampers shall bear the Underwriters Laboratories label and be rated for both steel duct and flex duct installations. Ceiling dampers shall have been investigated by Underwriters Laboratories for use in lieu of a hinged door type damper as defined in UL 555C. Note that ceiling dampers covered by this scheme are only intended for use in those UL fire resistive designs that indicate the use of a hinge door type damper in the design. No external damper supports shall be required for ceiling dampers. Ceiling dampers shall be of the non-asbestos type and be furnished with a fusible link, 165°F or 212°F (74°C or 141°C) (specifier select one). Curtain fire dampers are not permitted.

Manufacturer's Recommendations

All moving parts of the damper must be inspected and cycled once the first year and at intervals not greater than every 4 years or in accordance with the latest edition of NFPA 90A, 92A, local codes and the manufacturer. In addition, fuse links shall be removed and inspected for

Job Name: _____

Location: _____

Architect: _____

Engineer: _____

Contractor: _____

MODEL C-S/R

MODEL C-S/R-A
(with Adjustable Volume Control)

DRAWN BY: MAB	DATE: 11-07-07	REV. DATE: 07-14-08
REV. NO. 5	APPROVED BY: SDC	DWG. NO.: D-3